





<p>Packet and Capsule Coffee Machines</p>				
<p>Recommended for population or cups needed per day?</p>	<p>50 People</p>	<p>50 people</p>	<p>150 People</p>	<p>50</p>
<p>Specifications</p>	<p>Lavazza Pro Flavia Website Lavazza C600* <i>*recommended</i></p>	<p>Keurig Green Mountain Website Keurig K3500</p>	<p>Lavazza Pro Flavia Website Lavazza Barista</p>	<p>Nespresso Website Nespresso Momentum 100</p>
<p>Machine Background/ Comments</p>	<p>The one brewer that satisfies your entire office. We know that as an office manager, sometimes hassles are the only consistent part of your job. We set out to change that. Introducing the new FLAVIA C600. It's a connected beverage system designed to take more work off your plate—and put more variety into your coworkers' cups. So you can get a little more "ahhhh" in your day. Unmatched selection of hot/cold and dairy/non-dairy drinks in one system 1 Smart online brewer technology that makes managing office beverages a breeze Flexibility to add features as your needs change</p>	<p>Keurig combines quality with innovative brewer and beverage solutions to deliver a coffeehouse experience to your employees</p>	<p>Makes Authentic Espresso and Cappuccino, single cup brews from recyclable packet. Workhorse machine, very minimal service issues.</p>	<p>Quality coffee, quality conversation, quality at work: a cup of <i>Espresso</i> can speak volumes! With <i>Espresso</i> Professional, you offer the highest coffee quality and diversity to your employees, customers and clients, with customized solutions for all office venues, as well as a dedicated service</p>
<p>Brews Types: Coffees (C), Teas (T), Lattes (L), Cappuccinos (CAP), Espresso (ESP), Hot Chocolate (HC)</p>	<p>C, T, L, CAP, HC, ESP</p>	<p>C, T, HC</p>	<p>C, T, L, CAP, HC</p>	<p>ESP</p>
<p>Brewer Type</p>	<p>Packet</p>	<p>K Cup</p>	<p>Packet</p>	<p>Capsule</p>
<p>Monthly Lease Amount</p>	<p>\$0.00</p>	<p>\$0.00</p>	<p>\$0.00</p>	<p>\$0.00</p>
<p>Minimum Monthly Guarantee</p>	<p>No</p>	<p>No</p>	<p>Yes / 12 to 16 cases a month</p>	<p>\$200.00</p>
<p>Real Milk (Y/N)</p>	<p>Yes can froth you own milk in the cup</p>	<p>No</p>	<p>No</p>	<p>No</p>
<p>Cups brewed before service is required</p>	<p>30 Packets</p>	<p>25 (empty Waste Bin)</p>	<p>30 (empty waste bin)</p>	<p>N/A</p>
<p>Power Requirements</p>	<p>110 / 15 Amp</p>	<p>110 / 15 Amp</p>	<p>110 / 15 Amp</p>	<p>111 / 15 Amp</p>
<p>Water Requirements</p>	<p>3/8" line 100 PSI (Max)</p>	<p>3/8" line 100 PSI (Max)</p>	<p>3/8" line 100 PSI (Max)</p>	<p>Plumbed</p>
<p>Counter Space Requirements</p>	<p>With or Without Chiller</p>			
<p>Minimum Height Requirement</p>	<p>17.1 = 34"</p>	<p>17.4</p>	<p>21"</p>	<p>42</p>
<p>Minimum Width</p>	<p>12.1 = 24.2"</p>	<p>12</p>	<p>31"</p>	<p>30</p>
<p>Minimum Counter Depth</p>	<p>\$20.10</p>	<p>18</p>	<p>25"</p>	<p>50</p>
<p>Weight</p>	<p>34.2 lbs</p>	<p>35</p>	<p>78.5 lbs</p>	<p>35</p>
<p>Hole in counter top required (Y/N)</p>	<p>Optional</p>	<p>Optional</p>	<p>Optional</p>	<p>No</p>
<p>Service Needs</p>				
<p>Cleaning Requirements</p>	<p>During Service Wipe Down</p>	<p>During Service Wipe Down</p>	<p>During Service Wipe Down</p>	<p>During Service Wipe Down</p>